





IXCIRCUITONORCECA2015**IX**NOR
CEACIRCUIT2015CIRCUITONORC
ECA2015CIRCUITONORCECA2015df
CIRCUITONORCECA
CIRCUITONORCECA
ITONORCECA
T2015CIRCUITONORCECA2015N
ORCEACIRCUIT2015CIRCUITONOR
RCECA2015**IX**NORCEACIRCUIT20
15CIRCUITO**IX**NORCECA2015NOR
CEACIRCUIT2015CIRCUITONORC
ECA2015**IX**NORCEACIRCUIT2015**I**
XCIRCUITONORCECANORCEACIRC
UICIRCUITONORCECANORCECACI



MEN

BAVARO-PUNTA CANA, DOM
NORCECA BEACH WAVE-
FINAL



IX NORCECA BEACH VOLLEYBALL TOUR

BAVARO-PUNTA CANA



FINALES/ FINALS

Oro/ Gold



MATCH	TEAMS	CODE	SET 1	SET 2	SET 3	SETS	TIME
32	PINA/ QUESADA	CUB	21	16	---	2	:35
	DEARING/ MAY	CAN	16	18	---	0	

BRONCE/ BRONZE

MATCH	TEAMS	CODE	SET 1	SET 2	SET 3	SETS	TIME
31	BURICK/ TOPPEL	USA	21	21	---	2	:23
	MILLER/ VEGA	HON	10	0	---	0	

SEMIFINALES/ SEMIFINALS

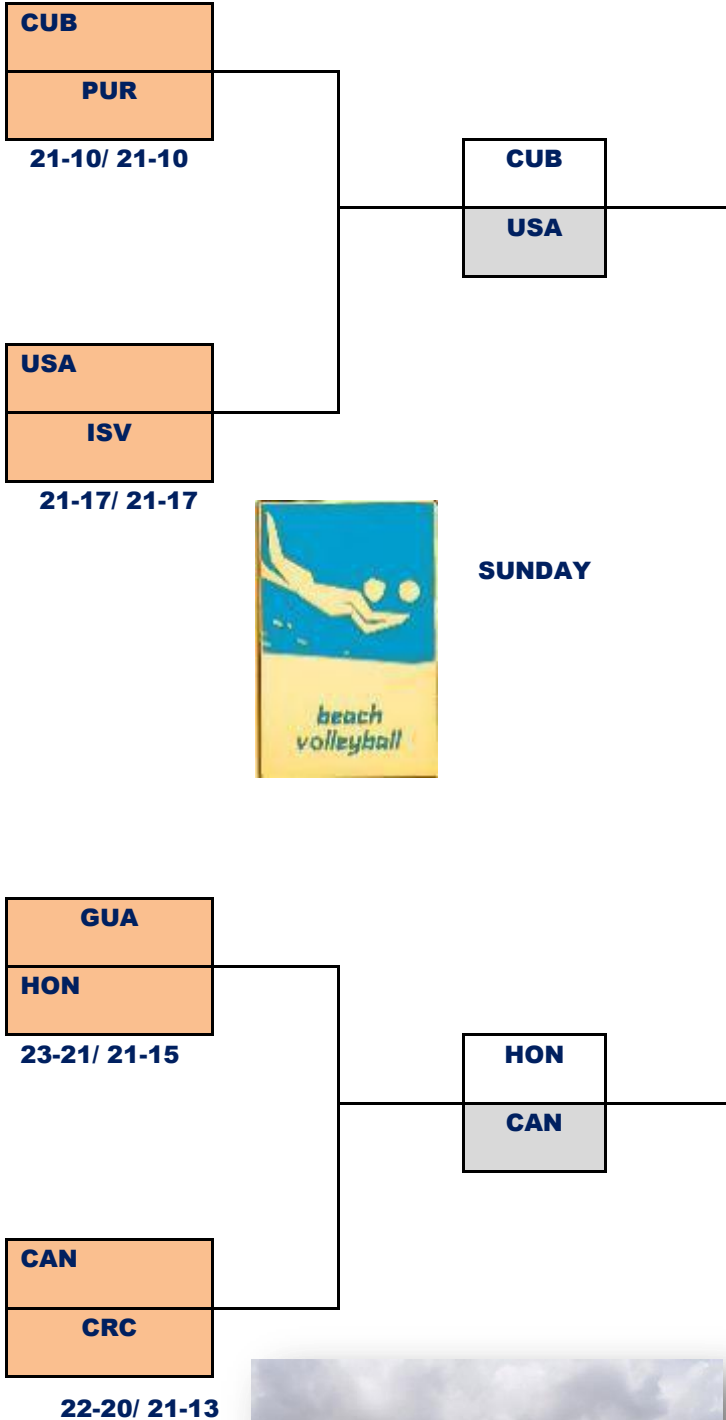
MATCH #	TEAMS	CODE	SET 1	SET 2	SET 3	SETS	TIME
30	PINA/ QUESADA	CUB	16	21	15	2	:51
	BURICK/ TOPPEL	USA	21	15	7	1	
MATCH #	TEAMS	CODE	SET 1	SET 2	SET 3	SETS	TIME
29	DEARING/ MAY	CAN	21	21	---	2	:28
	MILLER/ VEGA	HON	15	10	---	0	



IX NORCECA BEACH VOLLEYBALL TOUR



Punta Cana, DOM 2015 CHAMPIONSHIP BRACKET





IX NORCECA BEACH VOLLEYBALL TOUR

BaVARO-PUNTA CANA



R	Team/ equipo	Final standing	Code	PTS	US \$
1	Karell PINA/ Daisel QUESADA		CUB	200	3,000
2	Garrett MAY/ Daniel READING		CAN	180	1,700
3	Mark BURICK/ Curt TOPPEL		USA	160	1,150
4	Mercuri MILLER/ Wilfredo VEGA		HON	140	750
5	Julio RECINOS/ Luis GARCIA		GUA	110	500
6	Richard SMITH/ Bryan MONGE		CRC	100	400
7	Diogo SOUSA/ Gustavo CINTRON		ISV	80	300
8	Sergio FIGUEROA/ Daniel RIVERA		PUR	70	200
9	Daneil WILLIAMS/ Fabien WHITFIELD		TTO	55	
10	O'mar WILLIAMS/ Ryck WEBB		JAM	45	
11	Senel DUPUY/ Kempes VILMONT		HAI	35	
12	Carlos SANJUR/ Jason QUINTERO		PAN	25	
13	Alex MEDINA/ Luis CASTILLO		DOM	15	
14	Edouard LOWINSKY/ EduardO NEVES		MQE	10	
15	Leonard SUCKRAJH/ Gordon LANCELOT		TCI	5	
16	Deebro TRINIDAD/ EMANUEL SILIE		BON	1	





2015 NORCECA BEACH VOLLEYBALL TOUR RANKING MEN

R	Pais/ Country	CODE	CAY	DOM	CAN	USA	PUR	LCA	TTO	Total Points
										
1	Cuba	 <i>CUB</i>	200	200						400
2	Canada	 <i>CAN</i>	160	180						340
3	United States	 <i>USA</i>	140	160						300
4	Puerto Rico	 <i>PUR</i>	180	70						250
5	Costa Rica	 <i>CRC</i>	110	100						210
6	Honduras	 <i>HON</i>	45	140						185
7	Guatemala	 <i>GUA</i>	70	110						180
8	Trinidad & Tobago	 <i>TTO</i>	80	55						135
9	El Salvador	 <i>ESA</i>	100	---						100
10	Virgin Islands	 <i>ISV</i>	---	80						80
11	Saint Lucia	 <i>LCA</i>	55	---						55
12	Jamaica	 <i>JAM</i>	---	45						45
13	Haiti	 <i>HAI</i>	---	35						35
14	Barbados	 <i>BAR</i>	35	---						35
15	Cayman Islands	 <i>CAY</i>	25	---						25
16	Nicaragua	 <i>NCA</i>	15	---						15
17	Republica Dominicana	 <i>DOM</i>	---	15						15
18	Martinique	 <i>MQE</i>	---	10						10
19	Belice	 <i>BIZ</i>	10	---						10
20	Turk & Caicos	 <i>TCI</i>	---	5						5
21	Bonaire	 <i>BON</i>	---	1						1

IX NORCECA BEACH VOLLEYBALL TOUR



Punta Cana, DOM 2015

EQUIPOS/TEAMS



CODE	PAÍS/ COUNTRY	EQUIPO/ TEAM	#	JUGADOR/ PLAYER
CUB	 Cuba	PINA/ QUESADA	1	PINA, Karell
			2	QUESADA, Daisel
PUR	 Puerto Rico	FIGUEROA/ RIVERA	1	FIGUEROA , Sergio
			2	RIVERA , Daniel
CAN	 Canada	DEARING / MAY	1	MAY, Garrett
			2	DEARING, Daniel
USA	 United States	BURICK/ TOPPEL	1	BURIK, Mark
			2	TOPPEL, Curt
CRC	 Costa Rica	SMITH/ MONGE	1	SMITH, Richard
			2	MONGE, Bryan
TTO	 Trinidad & Tobago	WILLIAMS / WHITFIELD	1	WHITFIELD, Fabien
			2	Leila MARTINEZ
GUA	 Guatemala	RECINOS / GARCIA	1	RECINOS, Julio
			2	GARCIA, Luis
HON	 Honduras	MILLER / VEGA	1	MILLER, Mercuri
			2	VEGA, Wilfredo
HAI	 Haiti	DUPUY/ VILMONT	1	DUPUY, Senel
			2	VILMONT, Kempes
PAN	 Panama	SANJUR / QUINTERO	1	SANJUR, Carlos
			2	QUINTERO, Jason
ISV	 Virgin Island	SOUSA/ CINTRON	1	SOUSA, Diogo
			2	CINTRON, Gustavo
DOM	 Dominican Republic	MEDINA/ CASTILLO	1	MEDINA, Alex
			2	CASTILLO, Luis
BON	 Bonaire	TRINIDAD/ SILIE	1	TRINIDAD, Deebro
			2	SILIE, Emanuel
JAM	 Jamaica	WILLIAMS / WEBB	1	WILLIAMS, O'Mar
			2	WEBB, Ryck
MQF	 Martinique	LOWINSKY/ NEVES	1	LOWINSKY, Edouard
			2	NEVES, Eduardo
MQE	 Turk & Icaicos	SUCKRAJH/ LANCELOT	1	SUCKRAJH, Leonard
			2	LANCELOT, Gordon



IX NORCECA BEACH VOLLEYBALL CIRCUIT / IX CIRCUITO NORCECA VOLEIBOL DE PLAYA



RANKING DOMINICAN REPUBLIC, 24 AL 29 JUNIO 2015

HOMBRES / MENS				MATCHS				SETS				POINTS		
RK	TEAM	CODE		POINTS	TOTAL	W	L	TOTAL	W	L	RATIO	W	L	RATIO
1	Piña / Quezada	CUB		16	6	6	0	13	12	1	MAX	262	143	1.83
2	May / Dearing	CAN		11	6	5	1	12	10	2	MAX	249	197	1.26
3	Burik / Toppel	USA		11	6	5	1	13	10	2	MAX	253	164	1.54
4	Miller / Vega	HON		9	6	3	3	12	6	6	1.00	179	211	0.85
5	Recinos / Garcia	GUA		7	4	3	1	8	6	2	3.00	162	121	1.34
6	Smith / Monge	CRC		6	4	2	2	8	4	4	1.00	151	119	1.27
7	Sousa / Cintron	ISV		6	4	2	2	8	4	4	1.00	160	138	1.16
8	Figueroa / Rivera	PUR		6	4	2	2	8	4	4	1.00	135	128	1.05
9	Whitfield / Williams	TTO		10	6	4	2	13	8	5	1.60	236	189	1.25
10	Williams / McKenzie-Webb	JAM		8	6	2	4	14	5	9	0.55	209	260	0.80
11	Dupuy / Vilmont	HAI		7	5	2	3	11	5	6	0.83	182	181	1.01
12	Sanjur / Quintero	PAN		7	5	2	3	10	4	6	0.66	155	177	0.88
13	Medina / Castillo	DOM		5	4	1	3	8	2	6	0.33	127	141	0.90
14	Lowinsky / Neves	MQE		4	4	0	4	8	0	8	0.00	102	172	0.59
15	Suckrajh / Gordon	TCI		4	4	0	4	8	0	8	0.00	69	168	0.41
16	Trinidad / Silie	BON		4	4	0	4	8	0	8	0.00	47	168	0.28



GALLERIA BAVARO PUNTA CANA



Regia Inaguracion



24-29 DE JUNIO 2015
PLAYA BAVARO SOLES
BAVARO- PUNTA CANA



GALLERIA BAVARO PUNTA CANA



IX CIRCUITO NORCECA VOLEIBOL DE PLAYA

IX NORCECA BEACH VOLLEYBALL CIRCUIT




POOL A		RESULTS / RESULTADOS PLAY				MENS / HOMBRES				DOMINICAN REPUBLIC			
Date	Star Time	Match No.	Team A	Code	Team B	Code	Results	Duration					
26/06/2015	8:45	1	Suckrajh /Gordon	TCI	Piña /Quesada	CUB	0-2 (4-21) (11-21)	0.31mn					
26/06/2015	9:35	4	Dupuy / Vilmont	HAI	Miller / Vega	HON	0-2 (8-21) (21-23)	0.37mn					
26/06/2015	13:29	8	Piña /Quesada	CUB	Dupuy / Vilmont	HAI	2-0 (21-9) (21-8)	0.30mn					
26/06/2015	13:40	12	Miller / Vega	HON	Suckrajh /Gordon	TCI	2-0 (21-15) (21-5)	0.30mn					
27/06/2015	9:00	18	Piña /Quesada	CUB	Miller / Vega	HON	2-0 (21-9) (21-5)	0.28mn					
27/06/2015	9:40	20	Dupuy / Vilmont	HAI	Suckrajh /Gordon	TCI	2-0 (21-15) (21-5)	0.26mn					

RK	Team	Code	Points	Matches			Sets				Points		
				Total	W	L	Total	W	L	Ratio	W	L	Ratio
1	Piña /Quesada	CUB	6	3	3	0	6	6	0	MAX	126	46	2.74
2	Miller / Vega	HON	5	3	2	1	6	4	2	2	100	91	1.10
3	Dupuy / Vilmont	HAI	4	3	1	2	6	2	4	0.5	88	106	0.83
4	Suckrajh /Gordon	TCI	3	3	0	3	6	0	6	0	55	126	0.44



POOL B		RESULTS / RESULTADOS PLAY				MENS / HOMBRES				DOMINICAN REPUBLIC			
Date	Star Time	Match No.	Team A	Code	Team B	Code	Results	Duration					
26/06/2015	9:32	2	Figueroa / Rivera	PUR	Lowinsky / Neves	MQE	2-0 (21-11) (21-8)	0.27mn					
26/06/2015	11:54	10	Sanjur / Quintero	PAN	Recinos / Garcia	GUA	0-2 (10-21) (14-21)	0.30mn					
26/06/2015	14:12	9	Figueroa / Rivera	PUR	Sanjur / Quintero	PAN	2-0 (21-12) (21-13)	0.38mn					
26/06/2015	14:29	13	Lowinsky / Neves	MQE	Recinos / Garcia	GUA	0-2 (15-21) (8-21)	0.20mn					
27/06/2015	9:00	17	Recinos / Garcia	GUA	Figueroa / Rivera	PUR	2-0 (21-17) (21-14)	0.33mn					
27/06/2015	10:16	22	Sanjur / Quintero	PAN	Lowinsky / Neves	MQE	2-0 (25-23) (21-14)	0.35mn					



RK	Team	Code	Points	Matches			Sets				Points		
				Total	W	L	Total	W	L	Ratio	W	L	Ratio
1	Recinos / Garcia	GUA	6	3	3	0	6	6	0	MAX	126	78	1.62
2	Figueroa / Rivera	PUR	5	3	2	1	6	4	2	2.0	115	86	1.34
3	Sanjur / Quintero	PAN	4	3	1	2	6	2	4	0.5	95	121	0.79
4	Lowinsky / Neves	MQE	3	3	0	3	6	0	6	0	79	130	0.61



POOL C		RESULTS / RESULTADOS PLAY				MENS / HOMBRES				DOMINICAN REPUBLIC			
Date	Star Time	Match No.	Team A	Code	Team B	Code	Results	Duration					
26/06/2015	8:50	3	Whitfield / Williams	TTO	Sousa / Cintron	ISV	0-2 (10-21) (14-21)	0.25mn					
26/06/2015	10:18	7	Williams / MsKenzie-Webb	JAM	May / Dearing	CAN	0-2 (9-21) (11-21)	0.31mn					
26/06/2015	12:37	11	Sousa / Cintron	ISV	May / Dearing	CAN	0-2 (20-22) (22-24)	0.43mn					
26/06/2015	15:41	15	Whitfield / Williams	TTO	Williams / MsKenzie-Webb	JAM	2-0 (21-9) (22-20)	0.36mn					
27/06/2015	9:43	19	Whitfield / Williams	TTO	May / Dearing	CAN	2-0 (21-17) (21-18)	0.36mn					
27/06/2015	11:01	23	Williams / MsKenzie-Webb	JAM	Sousa / Cintron	ISV	0-2 (12-21) (14-21)	0.33mn					




RK	Team	País	Code	Points	Matches			Sets				Points		
					Total	W	L	Total	W	L	Ratio	W	L	Ratio
1	May / Dearing	CAN	6	3	3	0	6	6	0	MAX	130	97	1.34	
2	Sousa / Cintron	ISV	3	3	2	1	6	4	2	1.00	126	96	1.31	
3	Whitfield / Williams	TTO	4	3	1	2	6	2	4	0.50	102	113	0.90	
4	Williams / MsKenzie-Webb	JAM	3	3	0	3	6	0	6	0	75	127	0.59	



POOL D		RESULTS / RESULTADOS PLAY				MENS / HOMBRES				DOMINICAN REPUBLIC			
Date	Star Time	Match No.	Team A	Code	Team B	Code	Results	Duration					
26/06/2015	10:25	5	Medina / Castillo	DOM	Smith / Monge	CRC	0-2 (10-21) (18-21)	0:34mn					
26/06/2015	11:20	6	Trinidad / Silie	BON	Burik / Toppel	USA	0-2 (1-21) (7-21)	0:22mn					
26/06/2015	15:20	14	Smith / Monge	CRC	Trinidad / Silie	BON	2-0 (21-2) (21-4)	0:31mn					
26/06/2015	16:27	16	Medina / Castillo	DOM	Burik / Toppel	USA	0-2 (12-21) (14-21)	0:38mn					
27/06/2015	10:30	21	Burik / Toppel	USA	Smith / Monge	CRC	2-0 (21-17) (21-17)	0:42mn					
27/06/2015	11:44	24	Trinidad / Silie	BON	Medina / Castillo	DOM	0-2 (4-21) (11-21)	0:26					

RK	Team	Code	Points	Matches			Sets				Points		
				Total	W	L	Total	W	L	Ratio	W	L	Ratio
1	Burik / Toppel	USA	6	3	3	0	6	6	0	MAX	126	68	1.85
2	Smith / Monge	CRC	5	3	2	1	6	4	2	2	118	76	1.55
3	Medina / Castillo	DOM	3	3	1	2	6	2	4	0.5	96	99	0.97
4	Trinidad / Silie	BON	3	3	0	3	6	0	6	0	29	126	0.23



GALLERIA BAVARO PUNTA CANA






24-29 DE JUNIO 2015
PLAYA BAVARO SOLES
 BAVARO- PUNTA CANA



**GRACIAS POR SEGUIR Y
 PATROCINAR NUESTRO
 TOUR EN/ THANK YOU FOR
 CONTINUING AND TO
 SUPPORT OUR TOUR IN**



**BAVARO-
 PUNTA CANA, DOM**



**5 TO 10
 AUGUST**

See u at North Bay, CAN- Next